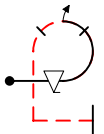
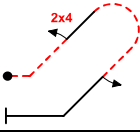
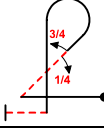
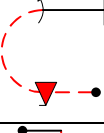
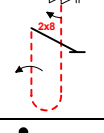
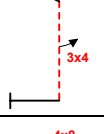
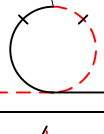
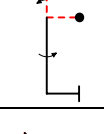
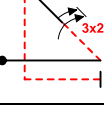
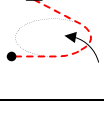


Known Scoresheet						
A	Contest:		Date:		Category:	
					Intermediate	
No	Symbol	Catalogue No.	K	Total K	Score	Remarks
1		8.6.21.1 9.9.3.4 9.1.3.2	14 11 4	29		P-Loop.
2		8.4.16.2 9.1.4.2 9.4.2.2	16 4 7	27		Diagonal (lay-down) humpty bump.
3		8.5.16.1 9.1.2.1 9.1.2.3	17 4 8	29		Vertical 5/8ths loop (teardrop).
4		7.2.1.2 9.10.3.4 9.4.3.4	8 13 11	32		1/2 Outside loop (Immelmann).
5		8.4.1.3 9.11.1.6 9.8.5.1 9.1.1.4	17 3 3 12	35		Down humpty bump.
6		1.1.6.3 9.4.5.3	10 8	18		Vertical downline.
7		7.4.2.1 9.8.3.2	12 7	19		Inside / outside loop.
8		5.2.1.4 9.4.1.2 9.1.5.4	22 9 8	39		Stall turn (hammerhead).
9		1.2.11.1 9.2.2.6	19 14	33		Reverse "Fig. 4" shark's tooth.
10		2.1.3.2	15	15		90 Degree rolling turn.
11						
12						



Item	Score
Sound	

Item	Yes/No
Pilot/Panel	

Item	Score
Air Space Control	

TOTAL K = **276**

pilot

A/C Type

B	Contest:		
	Date:	Program: Intermediate	Known



wind direction

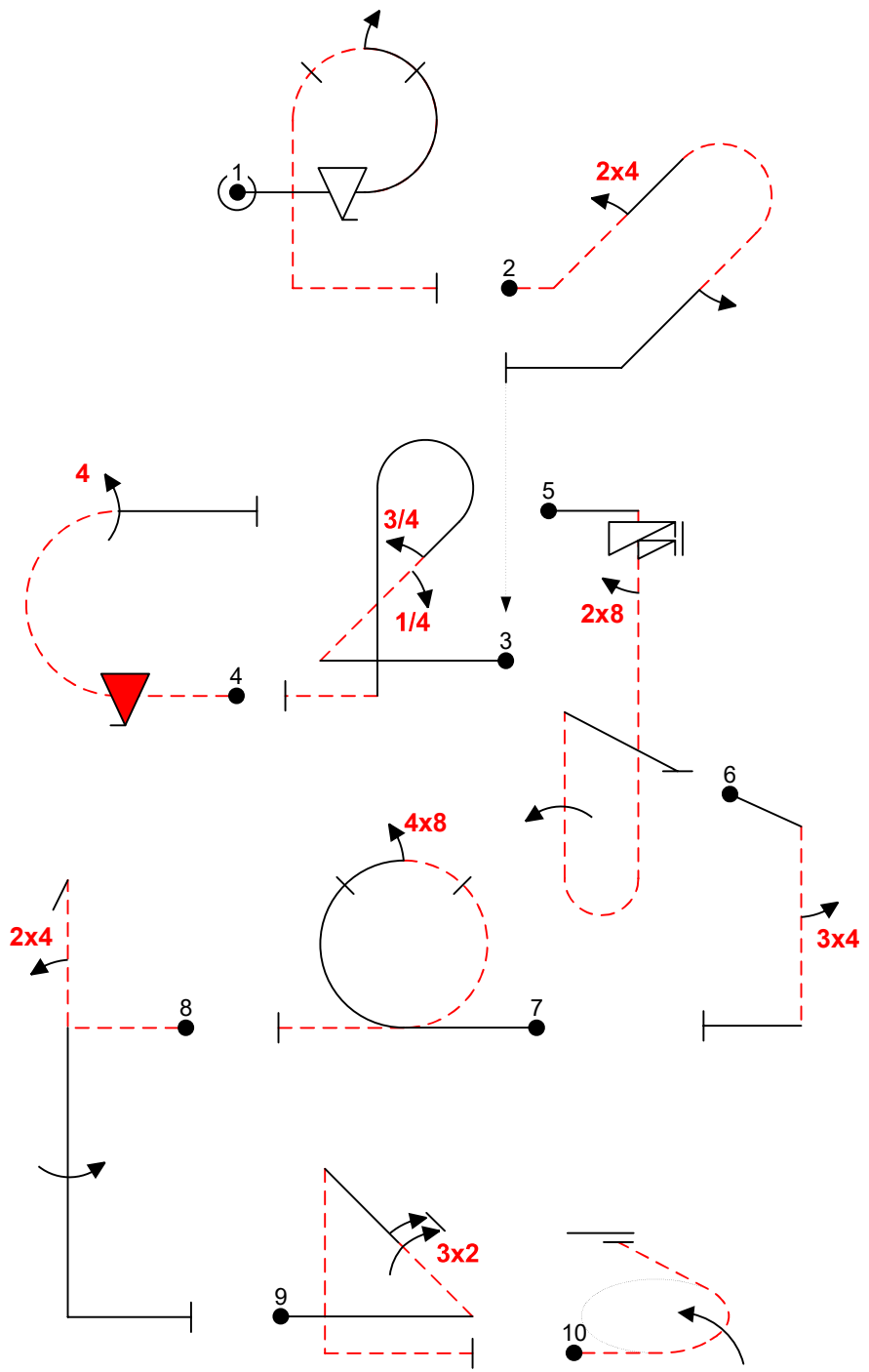


Fig 1	8.6.21.1 9.9.3.4 9.1.3.2	14 11 4	29
Fig 2	8.4.16.2 9.1.4.2 9.4.2.2	16 4 7	27
Fig 3	8.5.16.1 9.1.2.1 9.1.2.3	17 4 8	29
Fig 4	7.2.1.2 9.10.3.4 9.4.3.4	8 13 11	32
Fig 5	8.4.1.3 9.11.1.6 9.8.5.1 9.1.1.4	17 3 3 12	35
Fig 6	1.1.6.3 9.4.5.3	10 8	18
Fig 7	7.4.2.1 9.8.3.2	12 7	19
Fig 8	5.2.1.4 9.4.1.2 9.1.5.4	22 9 8	39
Fig 9	1.2.11.1 9.2.2.6	19 14	33
Fig 10	2.1.3.2	15	15

Total K = 276

wind direction →

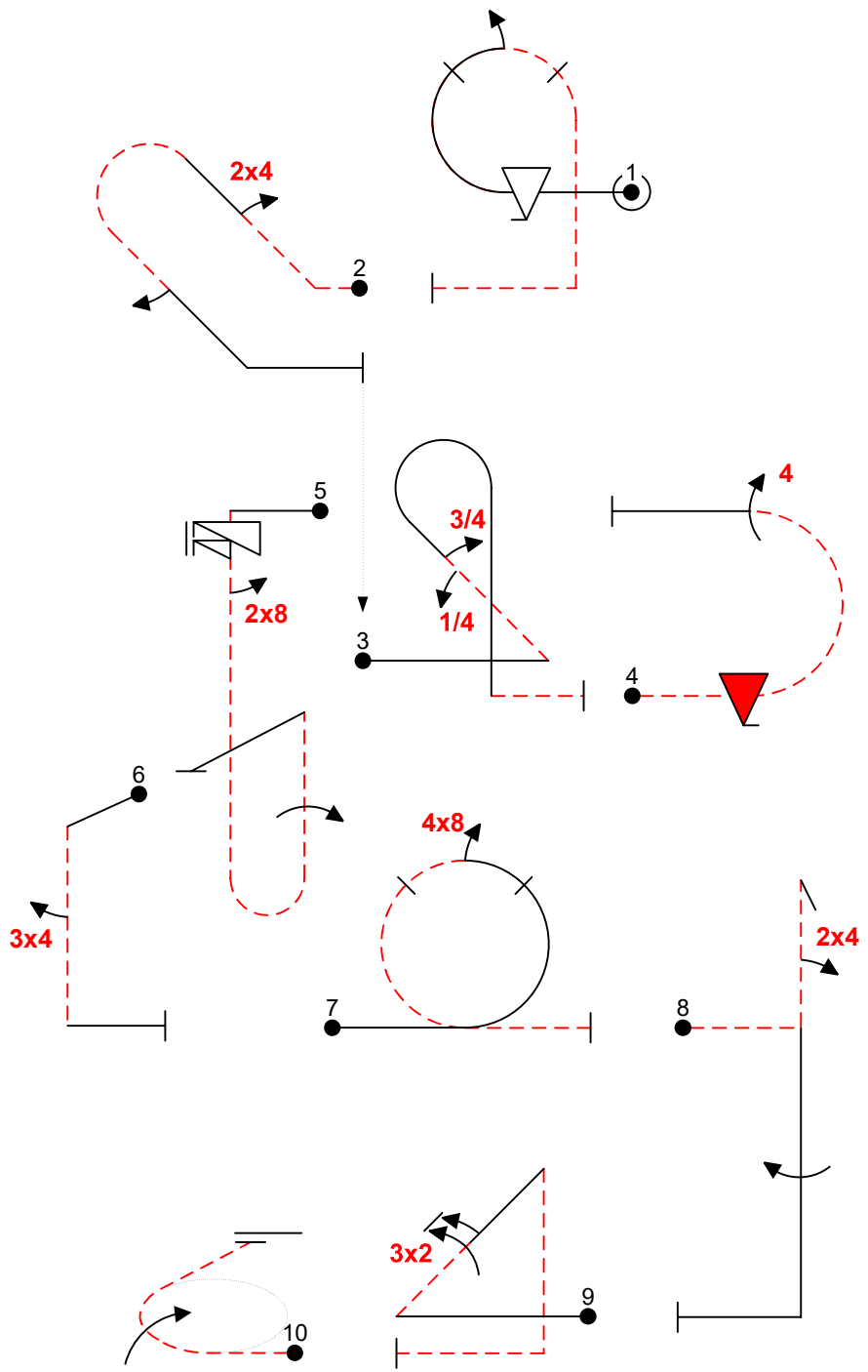


Fig 1	8.6.21.1 9.9.3.4 9.1.3.2	14 11 4	29
Fig 2	8.4.16.2 9.1.4.2 9.4.2.2	16 4 7	27
Fig 3	8.5.16.1 9.1.2.1 9.1.2.3	17 4 8	29
Fig 4	7.2.1.2 9.10.3.4 9.4.3.4	8 13 11	32
Fig 5	8.4.1.3 9.11.1.6 9.8.5.1 9.1.1.4	17 3 3 12	35
Fig 6	1.1.6.3 9.4.5.3	10 8	18
Fig 7	7.4.2.1 9.8.3.2	12 7	19
Fig 8	5.2.1.4 9.4.1.2 9.1.5.4	22 9 8	39
Fig 9	1.2.11.1 9.2.2.6	19 14	33
Fig 10	2.1.3.2	15	15

Total K = 276